

Catalog #:	
Project:	
Type:	Date:
Notes:	

Led Parking Garage Light



Key Features

OPTICS:

- PG06 series Light engines are available in standard 3000K&4000K&5000K CCT selectable and 60W/40W/25W Wattage selectable
- 160degree beam angle

ELECTRICAL:

- Input voltage:120-277V
- 0-10V dimming
- THD: ≤20%, Power Factor: ≥0.9.

INSTALLATION:

- Surface mount or pipe mount

LIFESPAN:

- Estimated 50,000-hour LED lifespan based on IES LM-80 results and TM-21 calculations.

LISTINGS:

- DesignLights Consortium® (DLC) 5.1 Premium qualified.
- UL listed for wet locations.
- Rated for ambient operating temperature -22°F to 113°F (-30°C to 45°C).


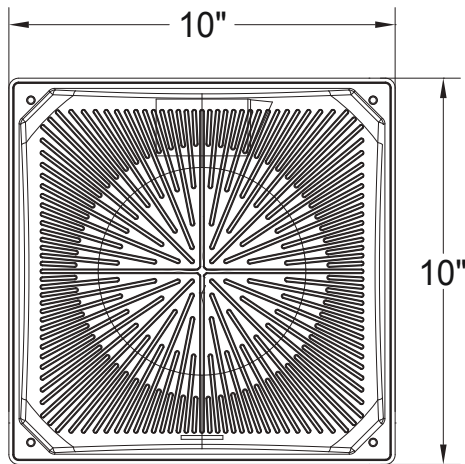
APPLICATION:

- Widely used in gas station,service station underground parking lot,warehouse,garage,work floor,factory and so on

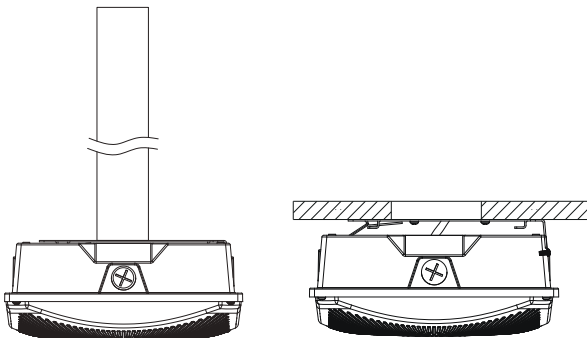
Model No	Power (W)	Voltage	CRI	3000K 4000K 5000K		Dimension	Weight (lbs)
				Lumens	Efficacy		
ML-PG06-60W	60W	120-277V	>80	8100lm	135lm/w	10"x10"x4.2"	7.4

Dimensions

60W



Installation Diagram



Distribution Diagram

