

Catalog #:	
Project:	
Type:	Date:
Notes:	

Big size led canopy light



Key Features

OPTICS:

- CP02B series Light engines are available in standard 4000K, 5000K and 5700K configurations.
- 110 degree beam angle.

ELECTRICAL:

- Universal 100-277V input voltage.
- THD: ≤20%, Power Factor: ≥0.9.

INSTALLATION:

- Ceiling mount with J-box easy for installation.

LIFESPAN:

- Estimated 50,000-hour LED lifespan based on IES LM-80 results and TM-21 calculations

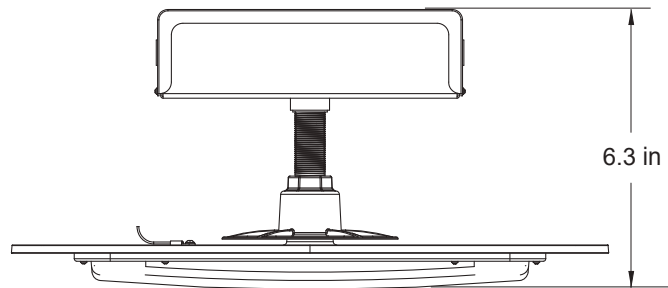
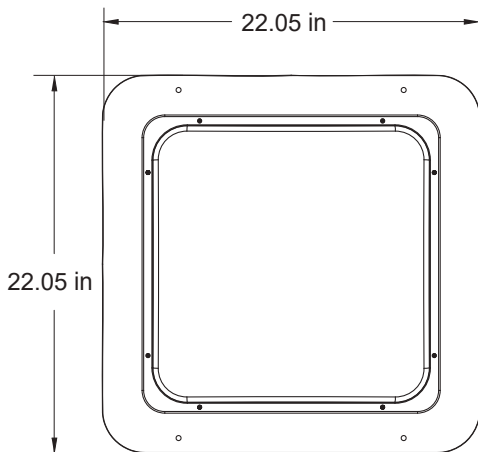
LISTINGS:

- DesignLights Consortium® (DLC) Premium qualified and DLC qualified.
- UL listed for wet locations.
- Rated for ambient operating temperature -40°F to 122°F (-40°C to 50°C).

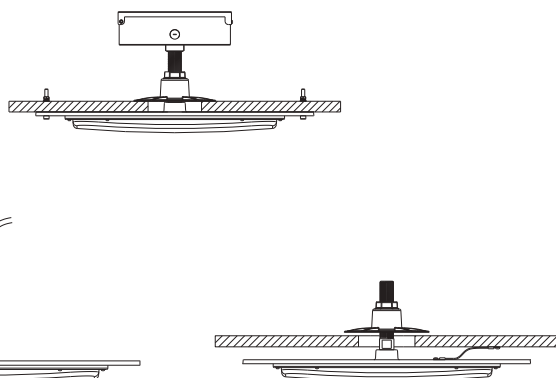
Model No	Power (W)	Voltage	CRI	5000K		Dimension	Weight (lbs)
				Lumens	Efficacy		
ML-CP02B-150WSAT-WH57	150W	100-277V	>80	21000lm	140lm/w	22.05×22.05×6.3"	19.36

Dimensions

150W



Installation Diagram



Distribution Diagram

