

# ROTATABLE LED WALL PACK

**ML-RWP02-80WAT1NA1-aaK**

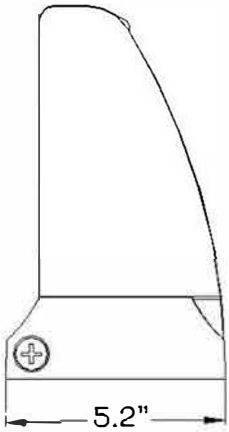
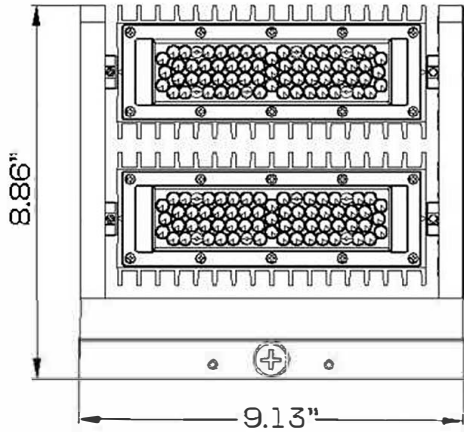
**Note:**

"aaK" in the model name refers to CCT as below:  
40K=4000K,50K=5000K,57K=5700K



## FEATURES

- IP65 Internal driver
- UL Certified
- High CRI
- 100-277Vac 50/60Hz
- Operating Temperature: -20° TO 45°



## ADVANTAGES

- No UV or IR in the beam
- Easy to install and operate
- Energy Saving, long lifespan
- Instant Start. NO Humming
- Green and eco-friendly without mercury

## APPLICATIONS

- Entrance Lighting
- Courtyard Lighting
- Outdoor Landscape Lighting
- Industrial lighting
- Buildings/Hotels/AreaWall Lighting

4224 Northeast Expressway Atlanta, GA 30340

# TECHNICAL DATA SHEET

## ROTATABLE LED WALL PACK

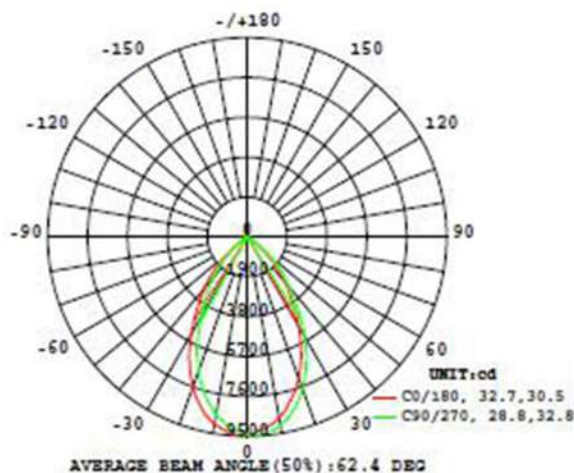
## ML-RWP02-80WAT1NA1-aaK

INPUT POWER	INPUT VOLTAGE	LUMEN	VIEWING ANGLE	LUMEN EFFICANCY	PF	CRI	CCT
80W	100-277Vac (50/60Hz)	10400- 11200Lm	60°	130-140Lm/W	>0.9	>70	4000K, 5000K 5700K

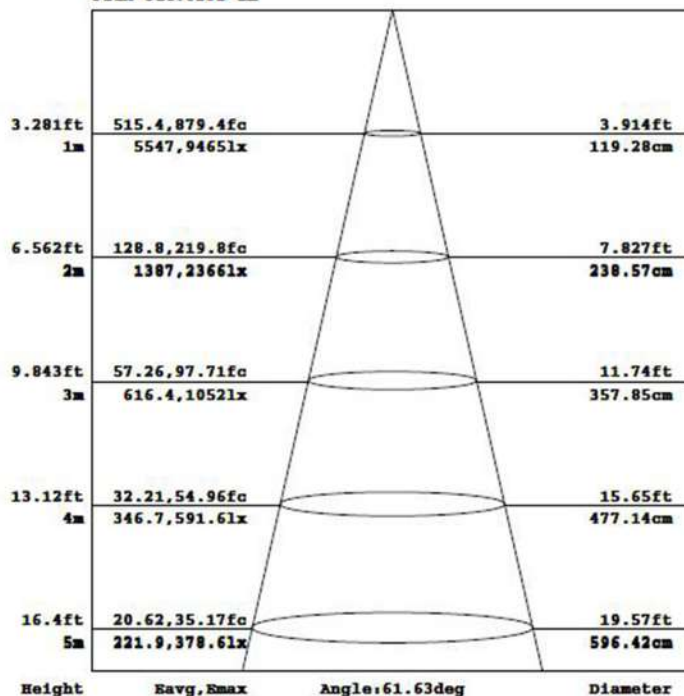
### Light Distribution Testing Parameters

DATA OF LAMP		PHOTOMETRIC DATA			
		Eff: 134.11 lm/W			
MODE		I <sub>max</sub> (cd)	9471	S/MH(C0/180)	0.96
NOMINAL POWER (W)	80	LOR (%)	100.0	S/MH(C90/270)	0.86
RATED VOLTAGE (V)	120	TOTAL FLUX (lm)	10793	η UP, DN (C0-180)	0.1, 52.7
NOMINAL FLUX (lm)	10793.5	CIE CLASS	DIRECT	η UP, DN (C180-360)	0.1, 47.1
LAMPS INSIDE	1	η up (%)	0.2	CIBSE SHR NOM	0.75
TEST VOLTAGE (V)	120.0	η down (%)	99.8	CIBSE SHR MAX	0.95

### Luminosity Intensity Distribution Diagram



Flux out: 6292 lm



Note: The Curves indicate the illuminated area and the average illumination when the luminaire is at different distance.



4224 Northeast Expressway  
 Atlanta, Ga 30340  
 888.533.7860  
 info@metroled.com  
 www.metroled.com

