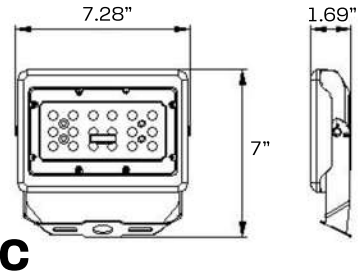
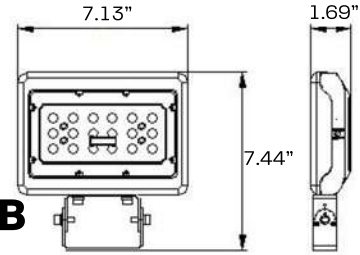
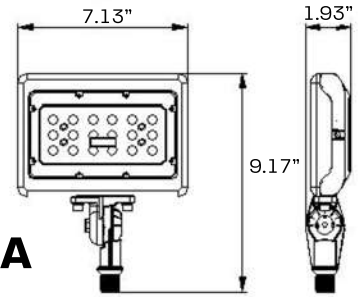


LED FLOOD LIGHT

ML-FL06-30WAT1A1-aaK



FEATURES

- Phillip Chip
- UL Listed
- Vaious mounting configurations
- 100-277Vac 50/60Hz
- IP65 Waterproofing
- Operating Temp: -20°C TO 45°C

ADVANTAGES

- No UV or IR in the beam
- Easy to install and operate
- Energy Saving, long lifespan
- Instant Start. NO Flickering, NO Humming
- Green and eco-friendly without mercury

APPLICATIONS

- Factory floor
- libraries/Parks
- Railway Stations
- Super Markets
- Advertising lighting

4224 Northeast Expressway Atlanta, GA 30340

888.533.7860 • www.metroled.com • info@metroled.com

TECHNICAL DATA SHEET

LED FLOOD LIGHT

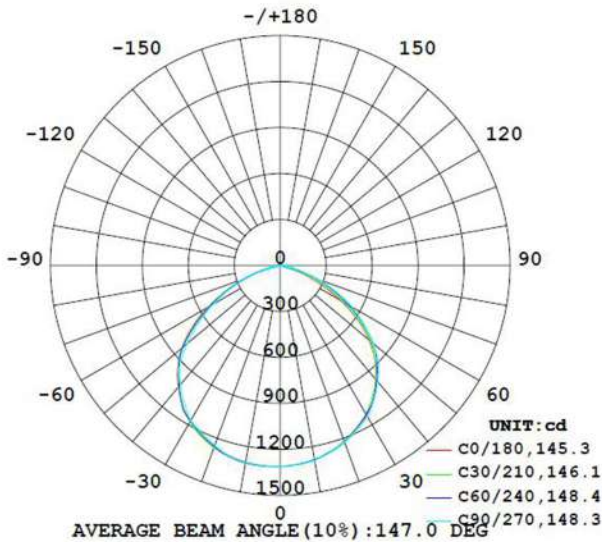
ML-FL06-30WAT1A1-aaK

INPUT POWER	INPUT VOLTAGE	LUMEN	BEAM ANGLE (10%)	BEAM ANGLE (50%)	PFC	CRI	CCT
30W	100-277Vac (50/60Hz)	3500-4000lm	150°	110°	>0.9	>70	4000K, 5000K 5700K

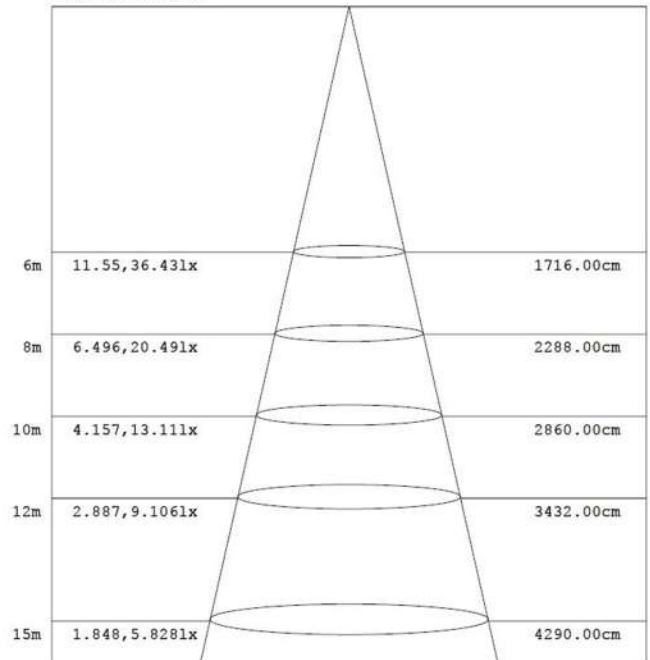
Light Distribution Testing Parameters

DATA OF LAMP		PHOTOMETRIC DATA			
MODEL		Imax (cd)	1314	S/MH (C0/180)	1.33
NOMINAL POWER (W)	30	LOR (%)	100.0	S/MH (C90/270)	1.31
RATED VOLTAGE (V)	120	TOTAL FLUX (lm)	3511.0	η UP, DN (C0-180)	0.0, 50.2
NOMINAL FLUX (lm)	3510.97	CIE CLASS	DIRECT	η UP, DN (C180-360)	0.0, 49.8
LAMPS INSIDE	1	η up (%)	0.0	CIBSE SHR NOM	1.25
TEST VOLTAGE (V)	120	η down (%)	100.0	CIBSE SHR MAX	1.35

Luminosity Intensity Distribution Diagram



Flux out: 2765 lm



Note: The Curves indicate the illuminated area and the average illumination when the luminaire is at different distance.



4224 Northeast Expressway
Atlanta, Ga 30340
888.533.7860
info@metroled.com
www.metroled.com

